



PRODUCT SHEET

UTEVA resin

Main Applications

- Separation of Uranium
- Separation of actinides(IV)

Packing

Order N°.	Form	Particle size
UT-B25-A, UT-B50-A, UT-B-100-A, UT-B200-A	25g, 50g, 100g and 200g bottles UTEVA resin	100-150 µm
UT-C20-A, UT-C50-A , UT-C200-A	20, 50 and 200 2 mL UTEVA resin columns	100-150 µm
UT5-C20-A, UT8-C20-A , UT10-C20-A	20 5, 8 and 10 mL UTEVA resin columns	100-150 µm
UT-B25-S, UT-B50-S, UT-B100-S, UT-B200-S	25g, 50g, 100g and 200g bottles UTEVA resin	50-100 µm
UT-R50-S, UT-R200-S	50 and 200 2ml cartridges UTEVA resin	50-100 µm
UT-B01-F	Bottle (min. 10 g) UTEVA resin	20-50 µm

Physical and chemical properties

Density : 0,39 g/ml

Capacity : 100 mg U/g resin UTEVA

Conversion factor $D_{W/k'}$: 1,67

Conditions of utilization

Recommended T of utilization : /

Flow rate: A grade: 0.6 – 0.8 mL/min, utilization with vacuum or with pressure for s grade resin

Storage: Dry and dark, T<30°C

For additional information see enclosed literature study



PRODUCT SHEET

Methods*

Reference	Description	Matrix	Analytes	Support
ACS07	Uranium in soil (2 g samples)	soil	U	columns
ACU02	Americium, Plutonium and Uran in urine	urine	Am, Pu and U	columns
ACU02 VBS	Americium, Plutonium und Uran in urine (Vakuum Box System)	urine	Am, Pu and U	cartridges
ACW03	Americium, Plutonium, und Uran in water	water	Am, Pu and U	columns
ACW03 VBS	Americium, Plutonium und Uran in water (Vakuum Box System)	water	Am, Pu and U	cartridges
ACW13 VBS	Thorium, Plutonium und Uran in water (VBS)	water	Pu, Th and U	cartridges
Application Note: 603	Metal Impurities in Uranium, Plutonium and Mixed Oxides	U, Pu, mixed oxides	Metal impurities, Np-237	cartridges, columns

*developped by Eichrom Technologies Inc.

LITERATURE STUDY

UTEVA RESIN

UTEVA Resin (Uranium und TetraValents Actinides), is mainly used for the separation of Uranium and tetravalent actinides like Np, Th and Pu.

The extractant coated on the inert support is the DP[PP] (Dipentyl pentylphosphonate, figure 1). This extractant shows an affinity for nitrate complexes of uranium (VI), thorium (IV), neptunium (IV) and plutonium (IV). The formation of these complexes is dependent on the nitrate concentration in solution: the higher the nitrate concentration, the better the uptake of the actinides (see figure 2).

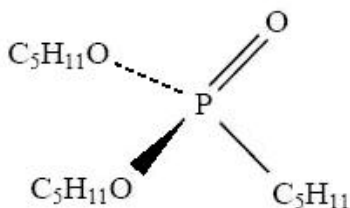
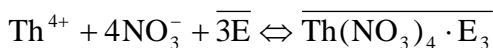
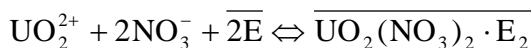


Figure 1 : Dipentyl pentylphosphate (DP[PP]) also called Diamyl amylophosphate (DAAP).

The assumed equilibrium extraction is :



With E = extractant

It can be seen that the uptake from nitric acid is very similar for each of the tetravalent actinides and uranium. All have strong retention ($k' > 100$) above 5M nitric acid. Note that Am is not retained at any nitric acid concentration. This fact is important in developing analytical separation schemes. Plutonium can be reduced to Pu(III). At this valence state, it behaves similarly to Am(III). Figure 2 is a graph that shows the effect of HCl on the retention of Np(IV), Th(IV), and U(VI) on UTEVA Resin. The large difference in k' for uranium and thorium in the range of 4-6M HCl allows for the selective elution of Th from the resin after both thorium and uranium have been loaded. U and Np remain on the resin. Looking at the oxalic acid effects on Np and U retention, Np can be stripped with 0.05M oxalic acid solution without effect on U elution (fig. 3 and 4).

Acid dependency of k' for various ions at 23-25°C.
UTEVA Resin

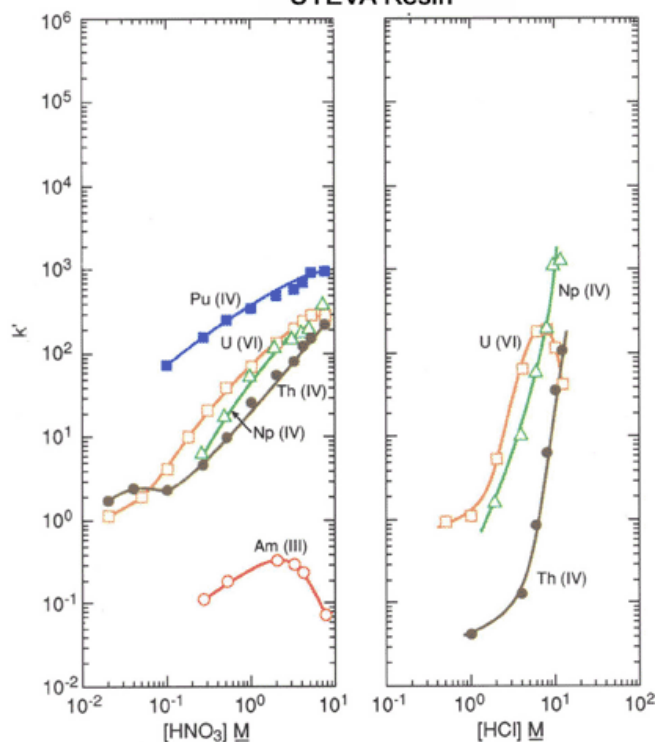


Figure 2 : Capacity factors for different actinides on UTEVA resin with respect to the acid concentration.

Effect of Matrix Constituents on Neptunium Retention
UTEVA Resin 2 M HNO₃

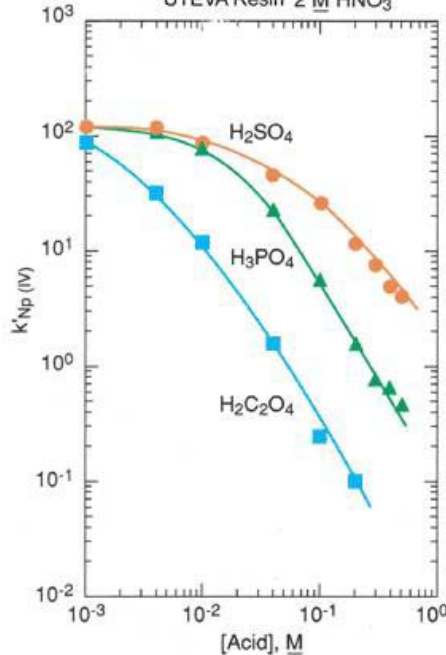


Figure 3 : Matrix effect on Np(IV) retention in 2M HNO₃.

LITERATURE STUDY

Bibliography

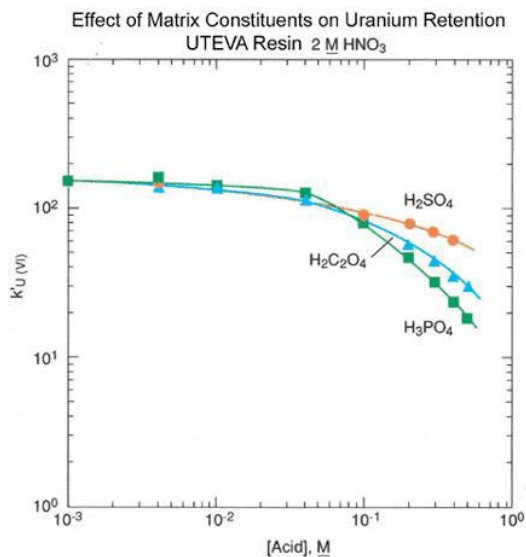


Figure 4 : Matrix effect on U(VI) retention in 2M HNO₃.

- (1) Horwitz P., Dietz M., Chiarizia R., Diamond H., *Analytica Chimica Acta*, **266**, pp. 25-37 (1992); Eichrom Reference HP392.
- (2) Adriens A G., Fassett J. D., Kelly W. R., Simons D.S., Adams F. C., *Analytical Chemistry*, **64**, pp. 2945-2950 (1992); Eichrom Reference AA192.
- (3) Maxwell S. L., Eichrom Western Users' Group Workshop, Albuquerque, NM – USA, (2000).

Phosphate occurs quite commonly in a variety of biological and environmental samples, its effect is most relevant. Fortunately the addition of aluminium to the sample can significantly reduce this issue. Phosphate anions readily complex tetravalent actinides, this phosphato complex is not extracted by the DP[PP]. Added aluminum can effectively tie up the phosphate preventing its interference with neptunium (or thorium) uptake by the resin. In some methods, as much as 1M Al(NO₃)₃ might be added to counteract the effects of phosphate. (Cf. figures 3 et 4).

Depending on the radionuclides to be measured, UTEVA Resin may be used alone or in combination with other resins. UTEVA Resin has been used for the determination of U and Th concentration in soil by ID-TIMS and ID-SIMS². Another interesting application of UTEVA Resin is in the analysis of trace metal impurities in uranium and plutonium metals and oxides. In nuclear fuel production and recycling operations, it is necessary to measure the purity of the uranium and/or plutonium used in fuel fabrication. UTEVA Resin has been applied to sample preparation schemes to remove the U or Pu matrix allowing for analysis of the trace metal impurities by AAS, ICP-AES or ICP-MS. This approach has been employed at Savannah River and Oak Ridge in the US³.

Combined with TRU resin, UTEVA resin is commonly used to sequentially elute U /Pu/Am.